

1

2

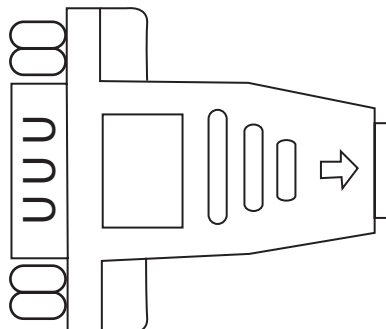
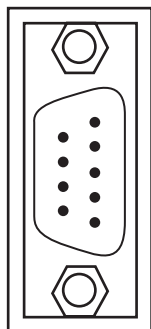
3

4

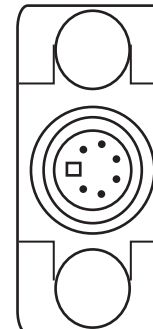
A

A

**DB9 Male**



**MINI DIN 6PIN Male**



B

B

**Material:**

- 1. Jump Wire:(UL1007) #26 4C+(Ground)
- 2. Both connectors with normal type  
DB9 Male with Nut Riveted #4-40UNC Type  
Both Connectors insulator color with Black
- 3. Overall Molded with Beige PVC

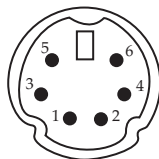
**Notes:**

- 1. Color: Beige
- 2. Molded Type
- 3. MINI DIN 6 PIN Male(Detail): MINI DIN 6M

Configuration	
DB9M	MINI 6M
1 _____	1
5 _____	3
7 _____	4
6 _____	5
Shield _____	Shield

C

C



Front View

D

D

Description	
Name: <b>AB405-R</b>	
Adaptor DB9 Male- MINI DIN 6PIN Male	
<b>ASSMANN</b> Electronic Components	

THIS DRAWING IS UNPUBLISHED

© Copyright 2005 by Assmann Electronic Components All International Rights Reserved

This drawing is a controlled document for Assmann Electronics, Inc. It is subject to change and the controlling engineering organization should be contacted for the latest revision.

1

2

3

4